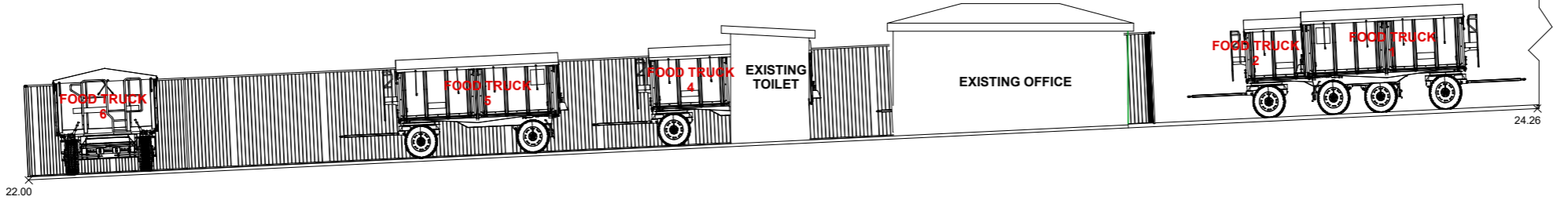


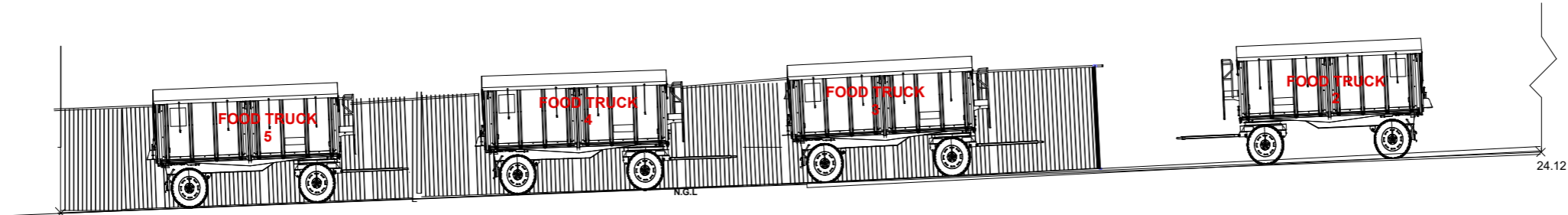
ALMA ROAD

CALDERON LANE

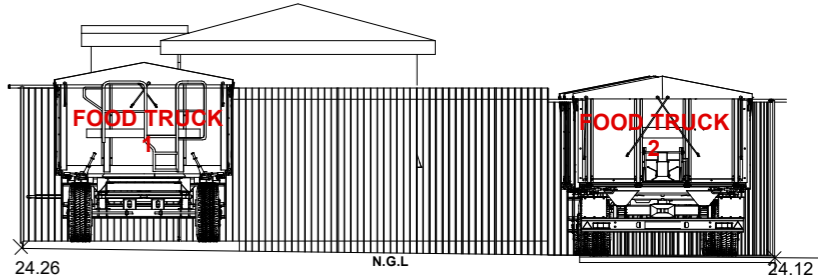
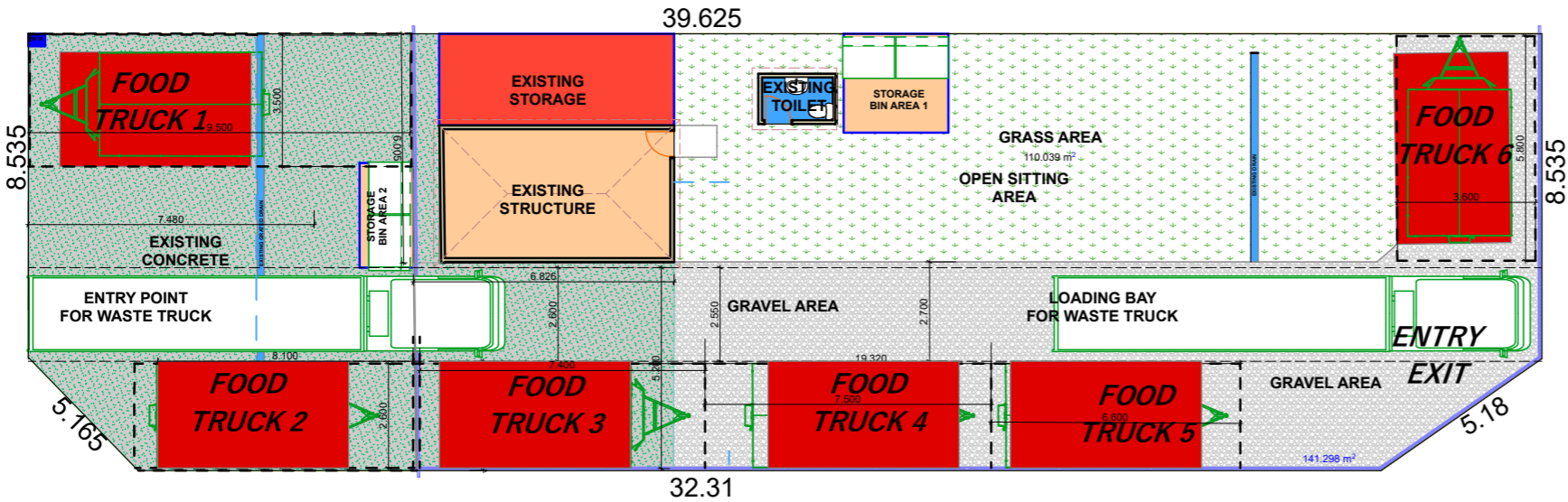
CALDERON LANE



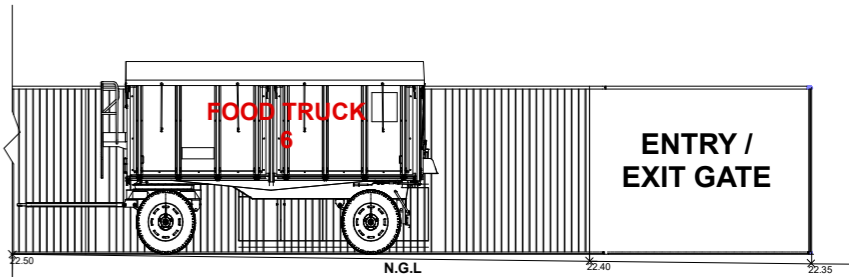
WEST ELEVATION



EAST ELEVATION



SOUTH ELEVATION



NORTH ELEVATION

NOTES AND INSTRUCTIONS:
The contractor and / or subcontractors shall be responsible for all levels and dimensions prior to commencing on site or off site constructions and / or fabrications. These drawings must not be scaled. These drawings are dimensioned in (mms). These drawings must be read in conjunction with all other drawings and / or instructions as may be issued during the course of the project. These drawings are copyright and must not be retained, copied, developed or amended without a written consent from GM DESIGN AND ENGINEERING. All works resulting of these drawings are to be in accordance with 1- The Building Code of Australia. 2- All codes and regulations of LOCAL AUTHORITY REQUIREMENTS. 3- All related Trades Australian Standards. These drawings are site specific and can only be used for the address as listed in these drawings.

These drawings are site specific and can only be used for the address as listed in these drawings. 1. All works to be in accordance with the Building Code of Australia, Australian Standards, statutory regulations and local authority requirements. 2. Consistency between similar materials to be maintained. GM Design and Engineering to be notified of any discrepancies, dimensional inconsistencies or the need for clarification prior to manufacture. 3. GM Design and Engineering to approve all detailed drawings/setting out prior to construction. 5. Contractors to confirm stability and leasability of all units/components prior to manufacture. 6. All drawing measurements to be verified on site - do not scale from documents. 7. Refer to, and read this document in conjunction with Specification or any other plans such as structural, hydraulic and electrical (if applicable) for further information.

REVISIONS	
DATE	COMMENTS
20.11.2022	ISSUE FOR PRELIMINARY

Project: MOBILE FOOD OUTLET	Zoning: NEIGHBOURHOOD CENTRE	PREMIUM DESIGN & ENGINEERING ARCHITECTS . ENGINEERS . PLANNERS . DESIGNERS . PROJECT MANAGERS. LANDSCAPERS TEL: 02-9707 3807					Issue date 22.04.2024	
							scale: N/A	
Client: CHARLIE	Project address: No.: 136 ALMA ROAD Suburb: PADSTOW	Title Drawing : NEIGHBOUR NOTIFICATION PLAN				Electronic file name	Dwg.No. A-06	Designed by: M.H
								Drawn by: L.N.
								Checked by: M.H.